

BAD NEIGHBORS

Which minorities would you rather not be neighbors with?

The World Values survey asked people from different countries to list the groups of people would not like to neighbor. I was particularly interested learning *which nations discriminate more*, and *which are more friendly and tolerant* towards (1) immigrants, (2) homosexuals, (3) people of a different race and (4) people of a different religion. Finally, are certain regions/continents less tolerant than other?

This is how I used their online available tool¹ and gathered data:

1. Chose the last wave



2. Selected all countries and questions. The tool did not allow me to select all countries right away or to select all four questions to compare them directly.

World Values Survey Wave 6: 2010-2014

Select Wave | **Select Countries** | Survey questions | Responses | Maps | Time Series

Please choose the countries you want to compare. You can change selection at any time. Click [Survey questions] to browse the questions, [Select Wave] to change wave or any other tab to display results. [Next >>](#)

<input checked="" type="checkbox"/> Algeria	<input type="checkbox"/> Argentina	<input type="checkbox"/> Armenia
<input checked="" type="checkbox"/> Australia	<input type="checkbox"/> Azerbaijan	<input type="checkbox"/> Bahrain
<input checked="" type="checkbox"/> Belarus	<input type="checkbox"/> Brazil	<input type="checkbox"/> Colombia
<input checked="" type="checkbox"/> Cyprus	<input type="checkbox"/> Chile	<input type="checkbox"/> China
<input checked="" type="checkbox"/> Ecuador	<input type="checkbox"/> Egypt	<input type="checkbox"/> Estonia
<input checked="" type="checkbox"/> Germany	<input type="checkbox"/> Ghana	<input type="checkbox"/> Hong Kong
<input checked="" type="checkbox"/> India	<input type="checkbox"/> Iraq	<input type="checkbox"/> Japan
<input checked="" type="checkbox"/> Jordan	<input type="checkbox"/> Kazakhstan	<input type="checkbox"/> Kuwait
<input checked="" type="checkbox"/> Kyrgyzstan	<input type="checkbox"/> Lebanon	<input type="checkbox"/> Libya
<input type="checkbox"/> Malaysia	<input type="checkbox"/> Mexico	<input type="checkbox"/> Morocco
<input type="checkbox"/> Netherlands	<input type="checkbox"/> New Zealand	<input type="checkbox"/> Nigeria
<input type="checkbox"/> Pakistan	<input type="checkbox"/> Palestine	<input type="checkbox"/> Peru
<input type="checkbox"/> Philippines	<input type="checkbox"/> Poland	<input type="checkbox"/> Qatar
<input type="checkbox"/> Romania	<input type="checkbox"/> Russian Federation	<input type="checkbox"/> Rwanda
<input type="checkbox"/> Singapore	<input type="checkbox"/> Slovenia	<input type="checkbox"/> South Africa
<input type="checkbox"/> South Korea	<input type="checkbox"/> Spain	<input type="checkbox"/> Sweden
<input type="checkbox"/> Taiwan	<input type="checkbox"/> Thailand	<input type="checkbox"/> Trinidad and Tobago
<input type="checkbox"/> Tunisia	<input type="checkbox"/> Turkey	<input type="checkbox"/> Ukraine
<input type="checkbox"/> United States	<input type="checkbox"/> Uruguay	<input type="checkbox"/> Uzbekistan
<input type="checkbox"/> Yemen	<input type="checkbox"/> Zimbabwe	

World Values Survey Wave 6: 2010-2014

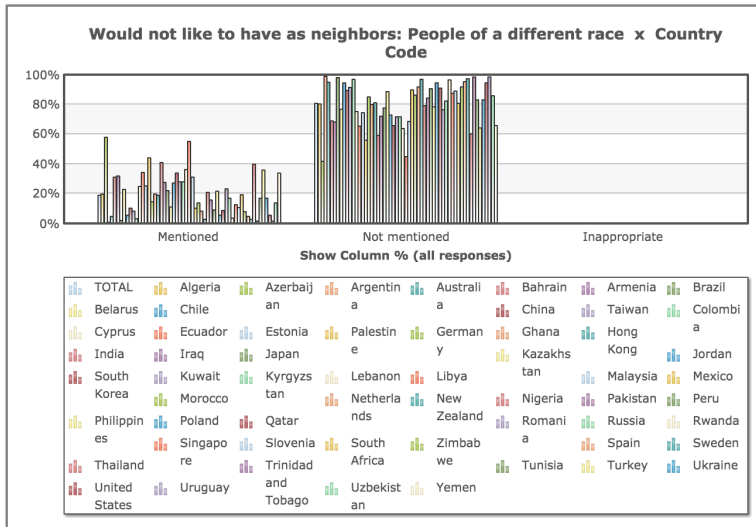
Select Wave | **Select Countries** | **Survey questions** | Responses | Maps | Time Series

Select a variable and click [show] to view results. You can write text on the white boxes to filter text. [Show tree](#)

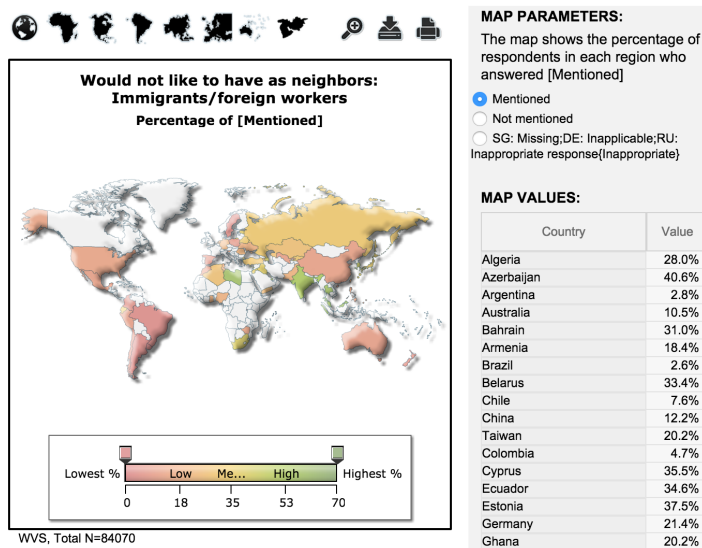
Variable	Title	
	<input type="text" value="Neighbors"/>	
V36	Would not like to have as neighbors: Drug addicts	Show
V37	Would not like to have as neighbors: People of a different race	Show
V38	Would not like to have as neighbors: People who have AIDS	Show
V39	Would not like to have as neighbors: Immigrants/foreign workers	Show
V40	Would not like to have as neighbors: Homosexuals	Show
V41	Would not like to have as neighbors: People of a different religion	Show
V42	Would not like to have as neighbors: Heavy drinkers	Show
V43	Would not like to have as neighbors: Unmarried couples living together	Show
V44	Would not like to have as neighbors: People who speak a different language	Show

¹ <http://www.worldvaluessurvey.org/WVSONline.jsp>

3. The results displayed in a bar chart could not lead me to an answer because they were unordered and I could not cross them by continent and see them side by side. Additionally, I could only see one question at a time (or two at the most)



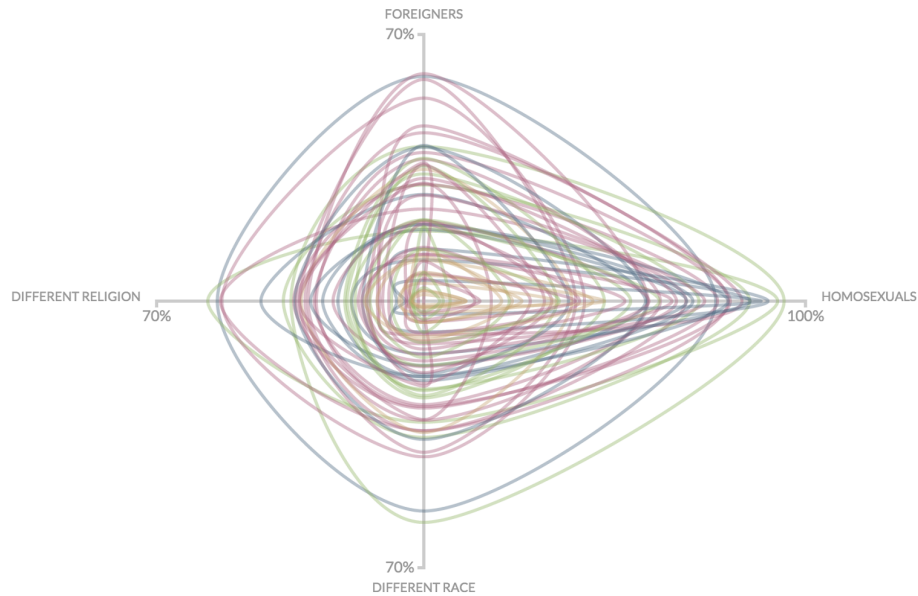
4. The world map gave me a better picture of what I should look for and a table with computed values in percentage of participants



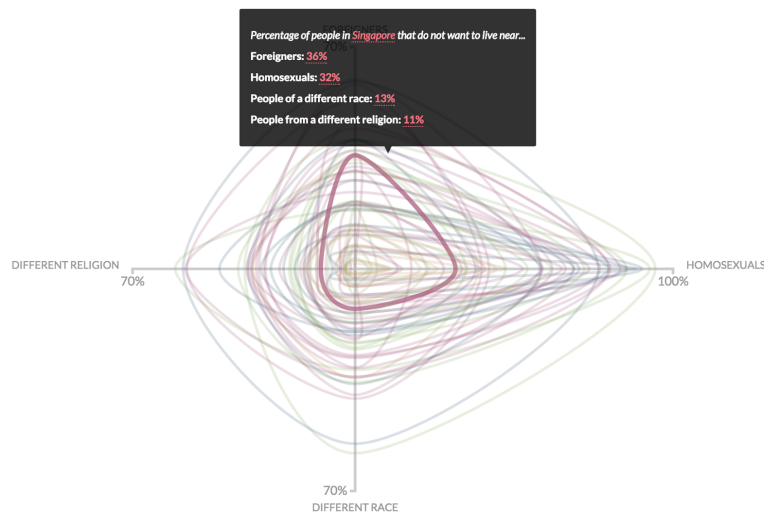
The proposed visualization

The visualization I implemented displays a radial plot, in which each country is represented as a curved line that crossed each of the four axes.

At a first glance, it becomes clear that there is more intolerance towards homosexuals in the world.



The lines can also be hovered in order to get information about specific countries..



Finally, they can be filtered by continent and grouped in small multiples in order to view and compare regions individually.

